



## General information about practical exams

Centres must follow the guidance on science practical exams given in the *Cambridge Handbook*.

### Safety

Supervisors must follow national and local regulations relating to safety and first aid.

Only those procedures described in the question paper should be attempted.

Supervisors must inform candidates that materials and apparatus used in the exam should be treated with caution. Suitable eye protection should be used where necessary.

### Before the exam

- The packets containing the question papers must **not** be opened before the exam.
- It is assumed that standard school laboratory facilities, as indicated in the *Guide to Planning Practical Science*, will be available.
- Spare materials and apparatus for the tasks set must be available for candidates, if required.

### During the exam

- It must be made clear to candidates at the start of the exam that they may request spare materials and apparatus for the tasks set.
- Where specified, the supervisor **must** perform the experiments and record the results as instructed. This must be done **out of sight** of the candidates, using the same materials and apparatus as the candidates.
- Any assistance provided to candidates must be recorded in the supervisor's report.
- If any materials or apparatus need to be replaced, for example, in the event of breakage or loss, this must be recorded in the supervisor's report.

### After the exam

- The supervisor must complete a report for each practical session held and each laboratory used.
- Each packet of scripts returned to Cambridge International must contain the following items:
  - the scripts of the candidates specified on the bar code label provided
  - the supervisor's results relevant to these candidates
  - the supervisor's reports relevant to these candidates
  - seating plans for each practical session, referring to each candidate by candidate number
  - the attendance register.

## Specific information for this practical exam

The supervisor must be a teacher of Physics or other competent physicist. During the exam, the supervisor (NOT the invigilator) should obtain a sample set of numerical results by following the relevant steps in the question paper. The results should be clearly labelled 'Supervisor's results' and recorded on the supervisor's report or on a spare copy of the question paper.

### Organisation of the exam

- The number of sets of apparatus provided for each experiment should be  $\frac{1}{2}N$ , where  $N$  is the number of candidates taking the exam.
- Candidates should not be provided with any additional apparatus beyond that specified in these instructions.
- Candidates should be allowed access to the apparatus for each experiment for one hour only.
- After spending one hour on one experiment, candidates should change over to the other experiment.
- The order in which a candidate attempts the two experiments is immaterial.

### Assistance to candidates

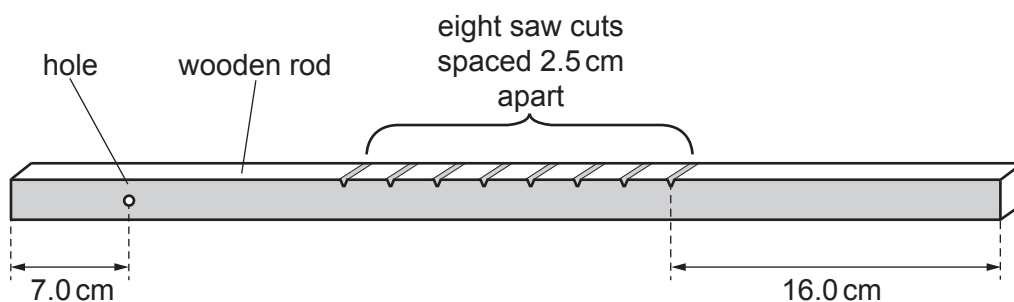
- Candidates should be informed that, if they find themselves in real difficulty, they may ask the supervisor for practical assistance, but that the extent of this assistance will be reported to the Examiner, who may not award full credit for the relevant skills.
- Assistance should only be given when it is asked for by a candidate or where apparatus is seen to have developed a fault.
- Assistance should be restricted to enabling candidates to make observations and measurements. Observations and measurements must **not** be made for candidates, and no help should be given with data analysis or evaluation.
- In cases of faulty apparatus that prevent the required measurements being taken, the supervisor should allow extra time to give the candidate a fair opportunity to perform the experiment as if the fault had not been present.
- Any assistance or extra time given to candidates must be recorded in the supervisor's report.

**Materials and apparatus for Question 1 (per set of apparatus unless otherwise specified)**


- Wooden rod of length 55 cm and with approximate cross section 20 mm × 20 mm. See Note 1.
- Thin string. See Note 2.
- Expendable spring with approximate outside diameter 15 mm, approximate coiled length 20 mm and approximate spring constant  $25 \text{ Nm}^{-1}$  (e.g. Philip Harris product code B8G87194). See Note 2.
- Two flat-headed nails of approximate diameter 2.3 mm and approximate length 6 cm.
- Stand, three bosses and a clamp. The bosses should each be able to hold a nail securely.
- Split cork.
- Metre rule with a millimetre scale.
- 30 cm ruler with a millimetre scale.
- $180^\circ$  protractor with  $1^\circ$  divisions.

**Notes**

- 1 A hole of diameter 3.0 mm should be drilled through the rod 7.0 cm from one end. Eight shallow saw cuts should be made across the rod at the positions shown in Fig. 1.1.

**Fig. 1.1**

- 2 A string loop of approximate circumference 16 cm should be tied to one end of the spring and a 70 cm length of string should be tied to the other end, as shown in Fig. 1.2.

**Fig. 1.2**

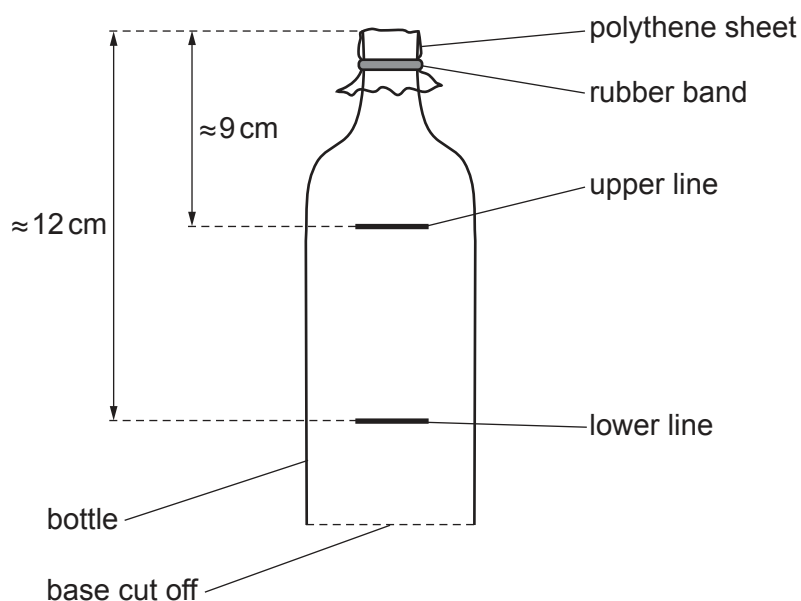
- 3 The apparatus should be laid out on the bench. If the apparatus is to be used by another candidate, then it should be restored to its original state.

**Materials and apparatus for Question 2 (per set of apparatus unless otherwise specified)**

- 500 ml ( $500\text{ cm}^3$ ) cylindrical clear plastic drinks bottle with approximate height 20 cm and approximate diameter 7 cm. See Note 1.
- Square of thin polythene sheet (or cling film) with sides of approximate length 12 cm. See Note 1.
- Rubber band with approximate circumference 10 cm. See Note 1.
- Stopwatch reading to 0.1 s or better.
- 30 cm ruler with a millimetre scale.
- Micrometer screw gauge reading to 0.01 mm or better, shared between, at most, six candidates.
- Calipers reading 0.01 mm or better, shared between, at most, six candidates.
- Water bowl at least 30 cm long and 10 cm wide containing water to a depth of 10 cm. A washing-up bowl would be suitable.
- Paper towels to mop up spills.
- Pin of approximate diameter 0.6 mm.
- Thin round nail with approximate diameter 1.5 mm.
- Small container for pin and nail.

**Notes**

- 1 Discard the bottle top and cut off the base of the bottle. Using waterproof ink, mark two lines on the cylindrical part of the bottle, one approximately 9 cm from the top and the other approximately 12 cm from the top, as shown in Fig. 2.1. Cover the open top with the polythene sheet and secure it using the rubber band to give a watertight seal.

**Fig. 2.1**

- 2 The apparatus should be laid out on the bench. If the apparatus is to be used by another candidate, then it should be restored to its original state with new polythene fixed to the bottle.

**BLANK PAGE**

---

Permission to reproduce items where third-party owned material protected by copyright is included has been sought and cleared where possible. Every reasonable effort has been made by the publisher (UCLES) to trace copyright holders, but if any items requiring clearance have unwittingly been included, the publisher will be pleased to make amends at the earliest possible opportunity.

To avoid the issue of disclosure of answer-related information to candidates, all copyright acknowledgements are reproduced online in the Cambridge Assessment International Education Copyright Acknowledgements Booklet. This is produced for each series of examinations and is freely available to download at [www.cambridgeinternational.org](http://www.cambridgeinternational.org) after the live examination series.

Cambridge Assessment International Education is part of the Cambridge Assessment Group. Cambridge Assessment is the brand name of the University of Cambridge Local Examinations Syndicate (UCLES), which itself is a department of the University of Cambridge.

**Supervisor's report**

Syllabus and component number

				/		
--	--	--	--	---	--	--

Centre number

--	--	--	--	--

Centre name .....

Time of the practical session .....

Laboratory name/number .....

**Give details of any difficulties experienced by the centre or by candidates (include the relevant candidate names and candidate numbers).**

You must include:

- any difficulties experienced by the centre in the preparation of materials
- any difficulties experienced by candidates, e.g. due to faulty materials or apparatus
- any specific assistance given to candidates.

**Declaration**

- 1 Each packet that I am returning to Cambridge International contains the following items:
- the scripts of the candidates specified on the bar code label provided
  - the supervisor's results relevant to these candidates
  - the supervisor's reports relevant to these candidates
  - seating plans for each practical session, referring to each candidate by candidate number
  - the attendance register.
- 2 Where the practical exam has taken place in more than one practical session, I have clearly labelled the supervisor's results, supervisor's reports and seating plans with the time and laboratory name/number for each practical session.
- 3 I have included details of difficulties relating to each practical session experienced by the centre or by candidates.
- 4 I have reported any other adverse circumstances affecting candidates, e.g. illness, bereavement or temporary injury, directly to Cambridge International on a *special consideration form*.

Signed ..... (supervisor)

Name (in block capitals) .....